


## Printed-circuit board connector - FKCVR 2,5/14-ST - 1909838

Please be informed that the data shown in this PDF Document is generated from our Online Catalog. Please find the complete data in the user's documentation. Our General Terms of Use for Downloads are valid (<http://phoenixcontact.com/download>)

Plug component, Nominal current: 12 A, Rated voltage (III/2): 320 V, Number of positions: 14, Pitch: 5 mm, Connection method: Spring-cage connection, Color: green, Contact surface: Tin




The figure shows a 10-position version of the product

### Why buy this product

- Fast conductor connection thanks to Push-in spring-cage connection
- Conductor entry on the coding side of the plug
- Two test connections for accommodating 2 mm Ø test pins or 2.3 mm Ø test plug



### Key commercial data

Packing unit	50 pc
Minimum order quantity	50 pc
GTIN	 4 017918 174613
Weight per Piece (excluding packing)	22.78 g
Custom tariff number	85366990
Country of origin	Germany
Note	Made to Order (non-returnable)

### Technical data

#### Dimensions

Pitch	5 mm
Dimension a	65 mm

#### General

Range of articles	FKCVR 2,5/...-ST
Insulating material group	I
Rated surge voltage (III/3)	4 kV
Rated surge voltage (III/2)	4 kV
Rated surge voltage (II/2)	4 kV
Rated voltage (III/3)	250 V

# Printed-circuit board connector - FKCVR 2,5/14-ST - 1909838

## Technical data

### General

Rated voltage (III/2)	320 V
Rated voltage (II/2)	630 V
Connection in acc. with standard	EN-VDE
Nominal current I <sub>N</sub>	12 A
Nominal cross section	2.5 mm <sup>2</sup>
Maximum load current	12 A
Insulating material	PA
Inflammability class according to UL 94	V0
Internal cylindrical gage	A2
Stripping length	10 mm
Number of positions	14

### Connection data

Conductor cross section solid min.	0.2 mm <sup>2</sup>
Conductor cross section solid max.	2.5 mm <sup>2</sup>
Conductor cross section stranded min.	0.2 mm <sup>2</sup>
Conductor cross section stranded max.	2.5 mm <sup>2</sup>
Conductor cross section stranded, with ferrule without plastic sleeve min.	0.25 mm <sup>2</sup>
Conductor cross section stranded, with ferrule without plastic sleeve max.	2.5 mm <sup>2</sup>
Conductor cross section stranded, with ferrule with plastic sleeve min.	0.25 mm <sup>2</sup>
Conductor cross section stranded, with ferrule with plastic sleeve max.	2.5 mm <sup>2</sup>
Conductor cross section AWG/kcmil min.	24
Conductor cross section AWG/kcmil max	12
2 conductors with same cross section, stranded, TWIN ferrules with plastic sleeve, min.	0.5 mm <sup>2</sup>
2 conductors with same cross section, stranded, TWIN ferrules with plastic sleeve, max.	1.5 mm <sup>2</sup>
Minimum AWG according to UL/CUL	26
Maximum AWG according to UL/CUL	12

## Classifications

### eCl@ss

eCl@ss 4.0	272607xx
eCl@ss 4.1	27260701
eCl@ss 5.0	27260701
eCl@ss 5.1	27260701
eCl@ss 6.0	27260704
eCl@ss 7.0	27440402
eCl@ss 8.0	27440309

# Printed-circuit board connector - FKCVR 2,5/14-ST - 1909838

## Classifications

### ETIM

ETIM 3.0	EC001121
ETIM 4.0	EC002638
ETIM 5.0	EC002638

### UNSPSC

UNSPSC 6.01	30211810
UNSPSC 7.0901	39121409
UNSPSC 11	39121409
UNSPSC 12.01	39121409
UNSPSC 13.2	39121409

## Approvals

### Approvals


#### Approvals


UL Recognized / VDE Gutachten mit Fertigungsüberwachung / cUL Recognized / IECCEB Scheme / CCA / EAC / cULus Recognized

#### Ex Approvals

#### Approvals submitted


### Approval details


UL Recognized 		
	B	D
mm <sup>2</sup> /AWG/kcmil	26-12	26-12
Nominal current I <sub>N</sub>	10 A	10 A
Nominal voltage U <sub>N</sub>	300 V	300 V

VDE Gutachten mit Fertigungsüberwachung 	
mm <sup>2</sup> /AWG/kcmil	0.2-2.5
Nominal current I <sub>N</sub>	12 A
Nominal voltage U <sub>N</sub>	250 V

# Printed-circuit board connector - FKCVR 2,5/14-ST - 1909838


## Approvals

cUL Recognized 		
	B	D
mm <sup>2</sup> /AWG/kcmil	26-12	26-12
Nominal current I <sub>N</sub>	10 A	10 A
Nominal voltage U <sub>N</sub>	300 V	300 V

IECEE CB Scheme 	
mm <sup>2</sup> /AWG/kcmil	0.2-2.5
Nominal current I <sub>N</sub>	12 A
Nominal voltage U <sub>N</sub>	250 V

CCA	
mm <sup>2</sup> /AWG/kcmil	0.2-2.5
Nominal current I <sub>N</sub>	12 A
Nominal voltage U <sub>N</sub>	250 V

EAC
-----

cULus Recognized 
--

## Accessories

Accessories

Coding element

Coding profile - CP-MSTB - 1734634

Coding profile, is inserted into the slot on the plug or inverted header, red insulating material



Labeled terminal marker

## Printed-circuit board connector - FKCVR 2,5/14-ST - 1909838

### Accessories

Marker card - SK 5/3,8:FORTL.ZAHLEN - 0804183



Marker card, Card, white, labeled, Horizontal: Consecutive numbers 1 - 10, 11 - 20, etc. up to 91 - (99)100, Mounting type: Adhesive, for terminal block width: 5 mm, Lettering field: 5 x 3.8 mm

---

### Screwdriver tools

Screwdriver - SZS 0,6X3,5 - 1205053



Actuation tool, for ST terminal blocks, insulated, also suitable for use as a bladed screwdriver, size: 0.6 x 3.5 x 100 mm, 2-component grip, with non-slip grip

---

### Test plug terminal block

Test plugs - MPS-MT - 0201744



Test plugs, Color: silver

---

Reducing plug - RPS - 0201647



Reducing plug, Color: gray

---

Strain relief - STZ 4-FKC-5,08 - 1876877



Strain relief for snapping into the latching chambers of the plugs, 4-pos.

---

Strain relief - STZ 8-FKC-5,08 - 1876880

Strain relief for snapping into the latching chambers of the plug components, 8-pos.

# Printed-circuit board connector - FKCVR 2,5/14-ST - 1909838

## Accessories

---

### Additional products

Base strip - DFK-MSTB 2,5/14-G - 0707219



Plug component, Nominal current: 12 A, Rated voltage (III/2): 320 V, Number of positions: 14, Pitch: 5 mm, Connection method: Solder/Slip-on connection, Color: green, Contact surface: Tin, Mounting: Direct mounting, Accessory order no. 5030172 can only be used in conjunction with MSTB 2,5/...ST and MSTBT 2,5/...ST.

---

Base strip - MSTBW 2,5/14-G - 1735992



Header, Nominal current: 12 A, Rated voltage (III/2): 320 V, Number of positions: 14, Pitch: 5 mm, Color: green, Contact surface: Tin, Mounting: Soldering

---

Base strip - MSTBVA 2,5/14-G - 1755626



Header, Nominal current: 12 A, Rated voltage (III/2): 320 V, Number of positions: 14, Pitch: 5 mm, Color: green, Contact surface: Tin, Mounting: Soldering

---

Base strip - MSTBV 2,5/14-G - 1753673



Header, Nominal current: 12 A, Rated voltage (III/2): 320 V, Number of positions: 14, Pitch: 5 mm, Color: green, Contact surface: Tin, Mounting: Soldering

---

Base strip - MSTB 2,5/14-G - 1754672



Header, Nominal current: 12 A, Rated voltage (III/2): 320 V, Number of positions: 14, Pitch: 5 mm, Color: green, Contact surface: Tin, Mounting: Soldering

---

## Printed-circuit board connector - FKCVR 2,5/14-ST - 1909838

### Accessories

#### Base strip - EMSTBA 2,5/14-G - 1899964

Header, Nominal current: 12 A, Rated voltage (III/2): 320 V, Number of positions: 14, Pitch: 5 mm, Color: green, Contact surface: Tin, Mounting: Press-in



---

#### Base strip - EMSTBVA 2,5/14-G - 1914975

Header, Nominal current: 12 A, Rated voltage (III/2): 320 V, Number of positions: 14, Pitch: 5 mm, Color: green, Contact surface: Tin, Mounting: Press-in



---

#### Base strip - MSTBA 2,5/14-G-LA - 1770601

Header, Nominal current: 12 A, Rated voltage (III/2): 320 V, Number of positions: 14, Pitch: 5 mm, Color: green, Contact surface: Tin, Mounting: Soldering



---

#### Base strip - MSTBA 2,5/14-G - 1757585

Header, Nominal current: 12 A, Rated voltage (III/2): 320 V, Number of positions: 14, Pitch: 5 mm, Color: green, Contact surface: Tin, Mounting: Soldering



---

#### Base strip - MSTB 2,5/14-G-LA - 1768309

Header, Nominal current: 12 A, Rated voltage (III/2): 320 V, Number of positions: 14, Pitch: 5 mm, Color: green, Contact surface: Tin, Mounting: Soldering



# Printed-circuit board connector - FKCVR 2,5/14-ST - 1909838

## Accessories

Base strip - MDSTBV 2,5/14-G1 - 1762965



Header, Nominal current: 10 A, Rated voltage (III/2): 320 V, Number of positions: 14, Pitch: 5 mm, Color: green, Contact surface: Tin, Mounting: Soldering, In combination with MVSTB or FKCV plug components, both an MVSTBW (or FKCVW) and an MVSTBR plug (or FKCVR) must be used. Combination with TMSTBP plug components is not possible!

Base strip - MDSTB 2,5/14-G1 - 1762813



Header, Nominal current: 10 A, Rated voltage (III/2): 320 V, Number of positions: 14, Pitch: 5 mm, Color: green, Contact surface: Tin, Mounting: Soldering, In combination with MVSTB or FKCV plug components, both an MVSTBW (or FKCVW) and an MVSTBR plug (or FKCVR) must be used. Combination with TMSTBP plug components is not possible!

Base strip - SMSTBA 2,5/14-G - 1769926



Header, Nominal current: 12 A, Rated voltage (III/2): 320 V, Number of positions: 14, Pitch: 5 mm, Color: green, Contact surface: Tin, Mounting: Soldering

Base strip - SMSTB 2,5/14-G - 1769353



Header, Nominal current: 12 A, Rated voltage (III/2): 320 V, Number of positions: 14, Pitch: 5 mm, Color: green, Contact surface: Tin, Mounting: Soldering

## Drawings

Diagram

Dimensioned drawing

Type:  
FKCVR  
2,5/...-  
ST  
with  
MSTBA  
2,5/...-  
G

