


TOKO DEM2815C SAMPLE KIT DATA SHEET

DEM2815C



Features

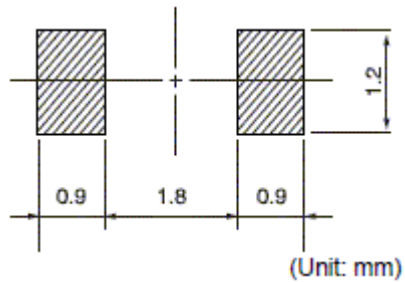
- Low profile (2.8x3.0mm. square, 1.5mm Max. height).
- Magnetically shielded construction and low DC resistance.
- Ideal for a variety of DC-DC converter inductor applications.
- RoHS compliant.
- Halogen free.

Electrical characteristics

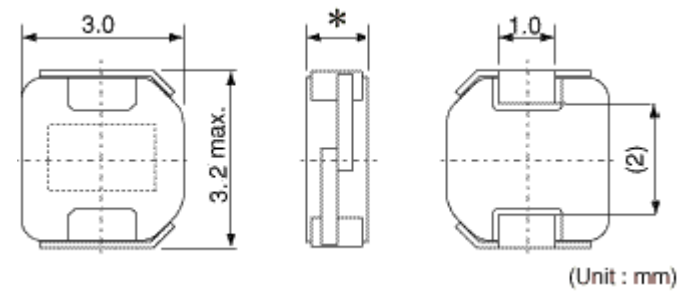
Inductance range

DEM2815C : 0.47~15 μ H

Recommended patterns



Dimensions



* DEM2815C : 1.5mm Max.

TOKO DEM2815C SAMPLE KIT DATA SHEET

<u>TOKO PART NUMBER</u>	<u>INDUCTANCE (μH)</u>	<u>TOLERANCE (%)</u>	<u>DC RESISTANCE (mΩ) Max. (Typ.)</u>	<u>Temperature Rise Current⁽³⁾ T=40C (A) Max. (Typ.)</u>	<u>QUANTITY PER SAMPLE BOX</u>
1226AS-H-R47N	0.47	+/-30	24 (20)	3.90 (4.60)	5
1226AS-H-1R0N	1.0	+/-30	32 (27)	3.30 (3.90)	5
1226AS-H-1R5N	1.5	+/-30	37 (31)	2.90 (3.40)	5
1226AS-H-2R2M	2.2	+/-20	52 (43)	2.20 (2.60)	5
1226AS-H-2R7M	2.7	+/-20	63 (53)	2.00 (2.40)	5
1226AS-H-3R3M	3.3	+/-20	68 (57)	1.90 (2.30)	5
1226AS-H-4R7M	4.7	+/-20	96 (80)	1.60 (1.90)	5
1226AS-H-6R8M	6.8	+/-20	156 (130)	1.20 (1.50)	5
1226AS-H-100M	10.0	+/-20	216 (180)	1.00 (1.20)	5
1226AS-H-120M	12.0	+/-20	275 (228)	0.85 (1.00)	5
1226AS-H-150M	15.0	+/-20	324 (270)	0.80 (0.95)	5

1) Inductance is measured with a LCR meter 4284A (Agilent Technologies) or equivalent. Test frequency at 100kHz

(2) DC resistance is measured with 34420A (Agilent Technologies) or 3541(HIOKI). (Reference ambient temperature 25°C)

(3) Maximum allowable DC current is that which causes a 30% inductance reduction from the initial value, or coil temperature to rise by 40°C, whichever is smaller. (Reference ambient temperature 20°C)