



Features

- 15 kA, 8/20 μ s surge capability
- Low clamping voltage under surge
- Bidirectional TVS
- UL Recognized  (pending)

Applications

- AC line protection
- High power DC bus protection

PTVS15-xxxC-TH Series High Current TVS Diodes

General Information

The PTVS15-xxxC-TH range of high current bidirectional TVS diodes is designed for use in AC line protection and high power DC bus clamping applications. These devices offer bidirectional port protection from 58 volts to 76 volts.

The devices are RoHS* compliant and UL Recognized (pending). They also meet IEC 61000-4-5 8/20 μ s current surge requirements.



Absolute Maximum Ratings (@ $T_A = 25^\circ\text{C}$ Unless Otherwise Noted)

Rating		Symbol	Value	Unit
Repetitive Standoff Voltage	PTVS15-058C-TH PTVS15-076C-TH	V_{WM}	58 76	V
Peak Current Rating per 8/20 μ s IEC 61000-4-5		I_{PPM}	15	kA
Operating Junction Temperature Range		T_J	-55 to +125	$^\circ\text{C}$
Storage Temperature Range		T_S	-55 to +150	$^\circ\text{C}$
Lead Temperature, Soldering (10 s)			260	$^\circ\text{C}$

Electrical Characteristics (@ $T_A = 25^\circ\text{C}$ Unless Otherwise Noted)

Parameter	Test Conditions		Min.	Typ.	Max.	Unit
I_D Standby Current	$V_D = V_{WM}$				10	μA
$V_{(BR)}$ Breakdown Voltage	$I_{BR} = 10\text{ mA}$	PTVS15-058C-TH PTVS15-076C-TH	64 85	66 92	70 95	V
V_C Clamping Voltage (1)	$I_{PP} = 15\text{ kA}$	PTVS15-058C-TH PTVS15-076C-TH			110 150	V
$V_{(BR)}$ Temperature Coefficient				0.1		$\%/^\circ\text{C}$
C Capacitance	F = 10 kHz, $V_d = 1\text{ V}_{rms}$	PTVS15-058C-TH PTVS15-076C-TH		12 9		nF

V_C measured at the time which is coincident with the peak surge current.

BOURNS®

Asia-Pacific: Tel: +886-2 2562-4117 • Fax: +886-2 2562-4116

Europe: Tel: +41-41 768 5555 • Fax: +41-41 768 5510

The Americas: Tel: +1-951 781-5500 • Fax: +1-951 781-5700

www.bourns.com

*RoHS Directive 2002/95/EC Jan. 27, 2003 including annex and RoHS Recast 2011/65/EU June 8, 2011.

Specifications are subject to change without notice.

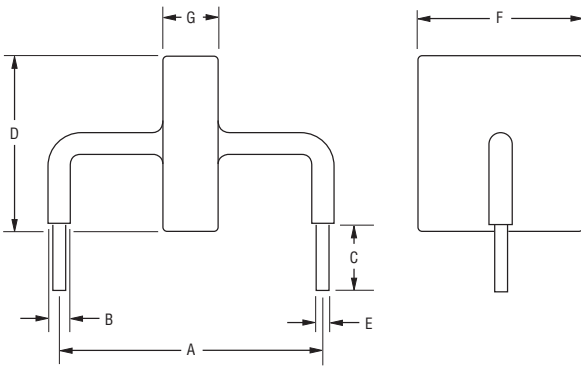
The device characteristics and parameters in this data sheet can and do vary in different applications and actual device performance may vary over time. Users should verify actual device performance in their specific applications.

PTVS15-xxxC-TH Series High Current TVS Diodes



Product Dimensions

This is a Pb free product, with epoxy encapsulations meeting UL Class 94V-0. Ag plated leads meet solderability requirements of JESD22-B102. Package dimensions are shown below.




Dim.	PTVS15-058C-TH	PTVS15-076C-TH
A	24.15 ± 0.72 (0.951 ± 0.028)	
B	2.40 ± 0.50 (0.094 ± 0.020)	
C	6.00 ± 1.00 (0.236 ± 0.039)	
D	17.50 (0.689) Max.	
E	1.25 ± 0.05 (0.049 ± 0.002)	
F	16.00 (0.63) Max.	
G	5.00 (0.197) Max.	6.00 (0.236) Max.

DIMENSIONS: $\frac{\text{MM}}{\text{(INCHES)}}$

Typical Part Marking

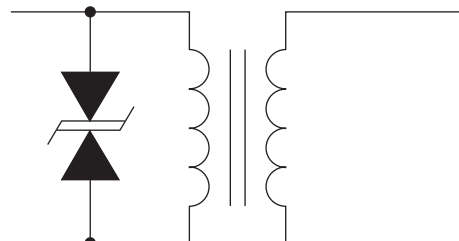
PTVS15-058C-TH15058
PTVS15-076C-TH15076

How to Order



Application

A typical application for Power TVS products includes AC power line primary protection.

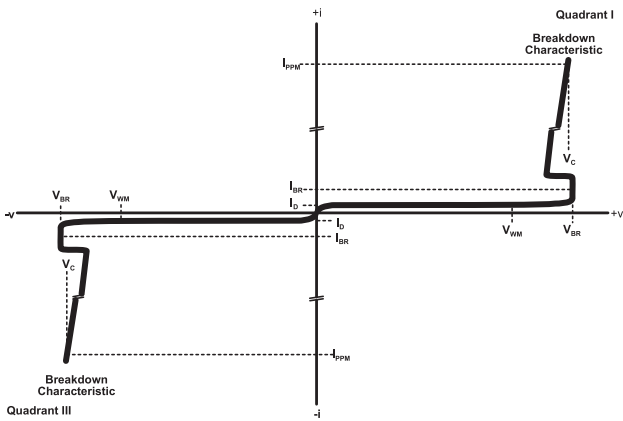


PTVS15-xxxC-TH Series High Current TVS Diodes

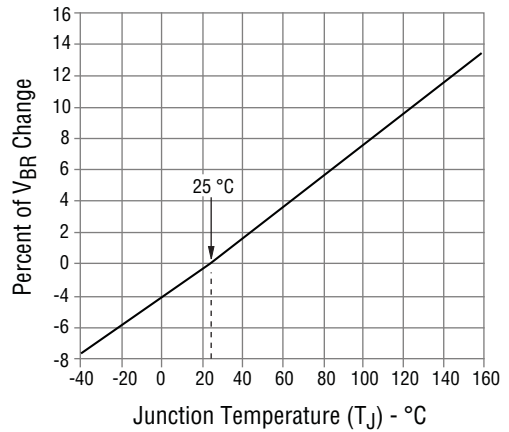
BOURNS®

Performance Graphs

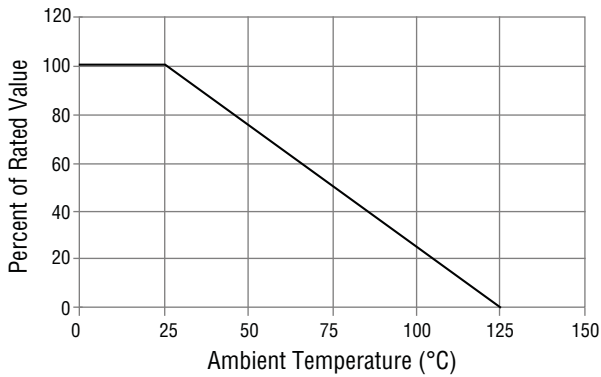
V-I Characteristic



Typical V_{BR} vs. Junction Temperature



Typical Peak Power Derating



Current 8/20 μ s Waveform per IEC 61000-4-5

